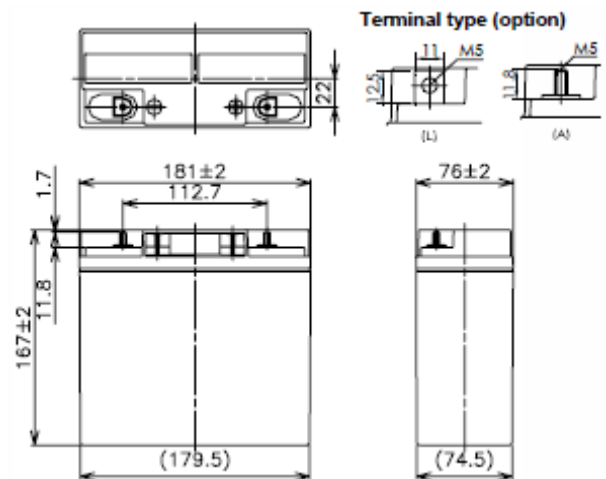


Panasonic LC-XD1217

12V 17Ah Lead Acid Battery

CoolPower
Solutions



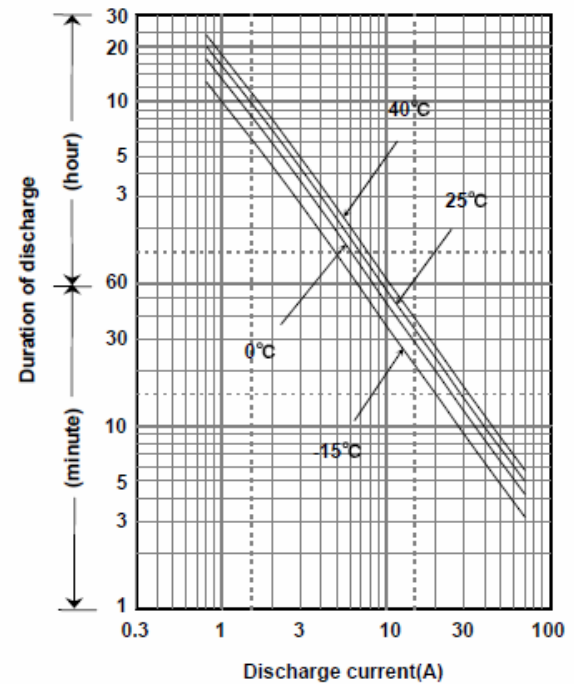
■ Specification

Nominal Voltage	12V	
Rated Capacity(20HR)	17Ah	
Dimensions	Length	181 mm
	Width	76 mm
	Height	167 mm
	Total height	167 mm
Approx. Mass	5.90 kg	
Terminal	M5 threaded post Bolt and Nut type	

■ Characteristics

Capacity (25 °C)	20 hour rate	17Ah
	10 hour rate	15Ah
	5 hour rate	13Ah
	1 hour rate	10Ah
Internal Resistance	Fully charged battery (25 °C)	12 mΩ
	Temperature Dependency of Capacity (20 hour rate)	
Temperature Dependency of Capacity (20 hour rate)	40 °C	102%
	25 °C	100%
	0 °C	85%
	-15 °C	65%
Self Discharge (25 °C)	After 3 months	91%
	After 6 months	82%
	After 12 months	64%

■ Duration of discharge vs. discharge current



■ Watt Table(25°C)

Cut-off V	(Wattage/Battery)																
	3min	5min	10min	15min	20min	30min	45min	1h	1.5h	2h	3h	4h	5h	6h	10h	20h	24h
9.6V	1021	806	526	402	337	251	177	142	97.6	75.5	56.2	43.2	35.6	28.6	19.0	10.3	8.58
9.9V	948	756	516	399	331	249	176	142	95.6	74.9	55.9	42.9	35.4	28.5	18.9	10.3	8.56
10.2V	874	708	502	391	326	246	175	139	93.7	73.0	55.4	42.6	35.1	28.3	18.7	10.2	8.53
10.5V	777	634	465	364	309	240	172	136	91.7	70.4	54.5	42.3	34.8	28.0	18.6	10.2	8.50
10.8V	656	561	415	339	301	232	169	134	89.2	67.1	53.4	41.8	33.9	27.5	18.4	10.1	8.44

■ Ampere Table(25°C)

Cut-off V	(Ampere/Battery)																
	3min	5min	10min	15min	20min	30min	45min	1h	1.5h	2h	3h	4h	5h	6h	10h	20h	24h
9.6V	91.8	72.2	47.0	34.9	29.0	21.5	15.1	12.0	8.26	6.37	4.72	3.61	2.97	2.39	1.58	0.86	0.72
9.9V	85.2	67.8	46.0	34.7	28.6	21.2	15.0	12.0	8.10	6.33	4.70	3.59	2.95	2.38	1.57	0.85	0.71
10.2V	78.6	63.5	44.9	34.0	28.1	21.0	14.9	11.8	7.93	6.16	4.65	3.57	2.93	2.36	1.56	0.85	0.71
10.5V	69.9	56.9	41.6	31.6	26.7	20.5	14.6	11.6	7.77	5.95	4.58	3.54	2.90	2.33	1.55	0.85	0.71
10.8V	59.0	50.3	37.1	29.5	26.0	19.8	14.4	11.3	7.56	5.67	4.49	3.49	2.83	2.29	1.53	0.85	0.70

Panasonic LC-XD1217

12V 17Ah Lead Acid Battery

CoolPower
Solutions

Charging Method

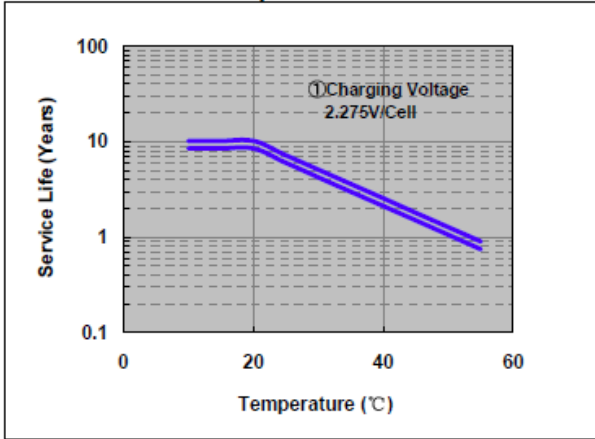
(25°C)

Trickle use	Control voltage 13.6-13.8V; Initial current 2.55A or smaller
-------------	--

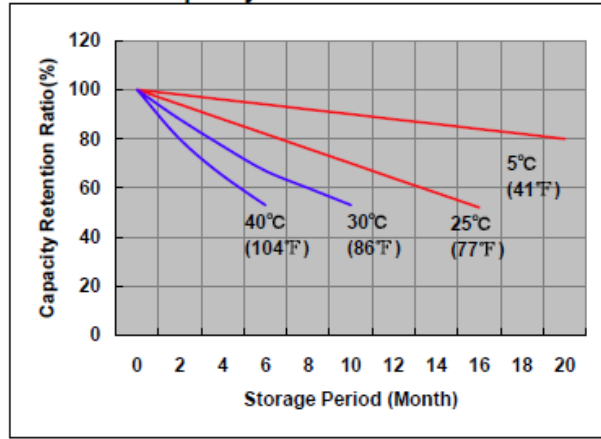
Cut off voltage

Discharge current	0.85A-3.4A	3.4A-8.5A	8.5A-17A	17A-34A	34A-51A
Cut off voltage(V)	10.5	10.2	9.9	9.3	8.7

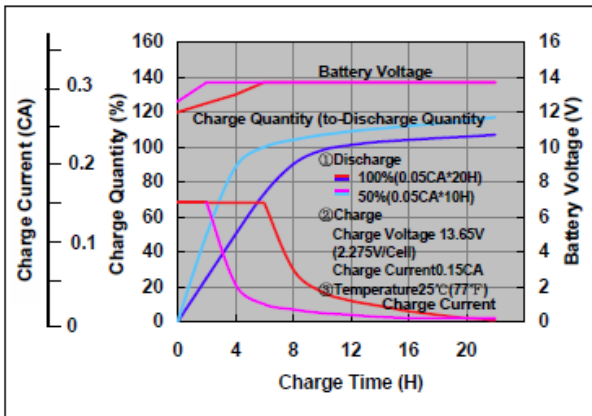
Influence of Temperature on Trickle life



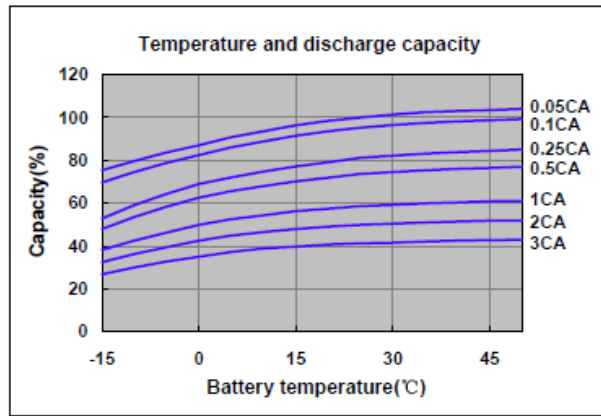
Residual capacity test result



Constant-voltage and constant-current charge characteristics



Discharge capacity by temperature and by discharge current



Discharge characteristics(25°C)

